



March Meeting

On a nice spring day, approximately 20 members gathered at Mitch Despen's shop in Stillwater for the monthly club meeting and tech session. The club meeting lasted about 20 minutes and we discussed upcoming events and de-winterizing & finishing projects in anticipation of hitting the roads soon. It was fun to catch up with the club members and great to see Lee Sr. and Lee Jr. in attendance.



Mitch had his '66 moved out into the driveway to make room for the '67 Camaro work. I realize my photo angle and image is bad, but I had to include at least one picture of a Chevelle!



The tech session for the day was to disassemble the brake and suspension components, pull the engine/tranny and remove the sub-frame.




Start of the Day



Mitch giving a few good whacks to separate the suspension.



Suspension and brakes removed and onto the engine/tranny pull.



Chris setting the jack to support the sub-frame.



A fun day with good progress!

A Big **“Thanks”** to Mitch & Barb for hosting the Tech Session!

Looking forward to reassembly after paint.

John Delke's Mk4 Roadster Build Tour

On Saturday, March 9th, John hosted a group of members that were interested in viewing his Mk4 Roadster. John has logged many hours on the project car and we have enjoyed the updates he posted on the forum. Seeing the progress firsthand was even better!



John gave us an overview of the project in the “40 Watt Garage.”




Custom front radiator support mounts.




We loved how low the car sits to the ground. It will be an absolute joy to drive!

John fired up the engine and showed us some of the sheet metal assembly work, custom wiring and circuit boards.



Drive side wheel housing



Top down view of driver side housing



Thanks to John for hosting and providing some great chili and treats for the afternoon!

April Meeting: 11:00 AM, Saturday, April 20th

Terry Didion's House

See the forum for more information

May Meeting: 10:00 AM, Saturday, May 18th

Mark Moriarity's Collection

June: TBD

July: Summer Nationals July 19th-21st

"Club of the Night" North St. Paul July 26th

Tools!

Over the past month a few of you shared some tools used to make assembly and repairs easier. The air riveter, nut threader and Cleco-loc tools were at John Delke's. I was not familiar with them, and they were easy to use. John put the tools to great use per the pictures of the Roadster above. The air riveter alone could save countless hours depending on the project.

3/16 in. Air Hydraulic Riveter, Central Pneumatic®- Item#93458, \$40 Harbor Freight

As advertised: Features include a safety cap to collect spent rivet pins and an air relief valve to prevent overloading, making this a great riveter for any auto hobbyist, mechanic or metal worker! Working pressure (psi): 90 PSI Air inlet size: 1/4 inch - 18 NPT Nosepiece size (in.): 3/32 inch, 1/8 inch, 5/32 inch, 3/16 inch.



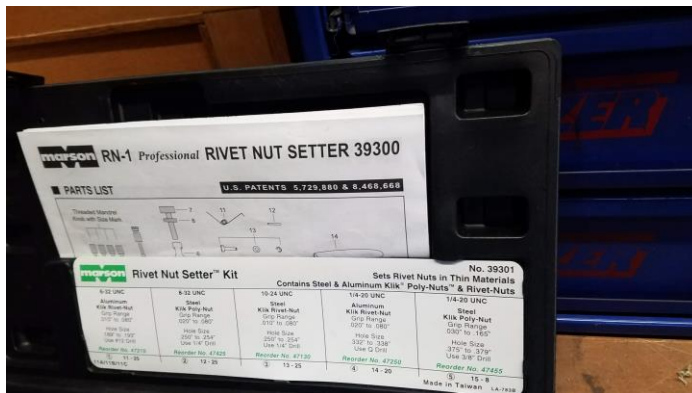
Marson Klik Thread-Sert Kits MAR-39314 - \$88 on Summit, \$99 on Amazon

Marson Klik Thread-Sert kits eliminate the need for tapping, welding, and brazing. They are designed to be used with metal or any other rigid material at least 3/32 in. thick. The Thread-Serts consist of an upper sleeve that is threaded inside and a tapered base. When the base is drawn up into the upper sleeve, the sleeve is expanded, forcing 360 degree contact with the surrounding material. Again, a very helpful tool when having limited back-side access!



Marson 39302 Poly Nut Thread Setter Kit – \$80 on Summit, \$77 Amazon

As advertised, Marson poly nut thread setter kits are a great way to add backless attachment points anywhere you need them. They include the thread setter tool along with various-sized mandrels and nosepieces, 44 assorted Klik poly nuts, a wrench, and instructions.



Cleco Fastener Starter Kit- Cleco Fasteners, Clamps, and Padded Pliers - \$60 Amazon

As advertised: Cleco fasteners are a popular assistant for holding sheet metal together through a hole. They can also be used with fiberglass or plastic and will save hours of setup and positioning time. Great for race car builders and body fabricators.



Chevelle Trivia / Fun Facts

El Camino prices and demand on the rise.

A recent article from Hagerty noted that El Camino prices are on the rise. From 2017 to 2018, the number of El Camino insurance quotes increased 6.2 percent and the average quote value increased 6.8 percent to \$20,967. There has been a slight increase in interest among younger buyers with biggest demand in the western and southern states.

Per Hagerty's data (since 2013) an average of 65 El Caminos have been auctioned each year with a sell-through rate of 70 percent. Although fewer cars were auctioned in 2018, the average price was \$28,075, a 37.3% increase from 2013. On the private market, the average sale price increased 24.1% to \$15,380.

The record sale price during that timeframe is an El Camino from Mecum's 2018 Kissimmee event, where a 360-horsepower 1965 396 example sold for \$102,300. The most valuable El Camino is the 1965 model with the 350-horsepower, 327ci 4bbl L79, with a #1 value of \$50,200.

Source: https://www.hagerty.com/articles-videos/articles/2019/03/15/64-67-el-caminos-on-the-rise?utm_source=SFMC&utm_medium=email&utm_content=Daily_News_Tuesday_March_19

Final reminder to submit your annual dues if you have not done so already.

Check the forum for more details or bring cash/checkbook to the next event.